


The JET3up from LEIBINGER. One printer - infinite possibilities.

1

DO YOU NEED...

- ... a fast, flexible and easy method to mark products?
- ... an uncomplicated marking system without hidden costs?



2

ARE YOU TIRED OF...

- ... losing valuable production time because your inkjet printer has to be cleaned often, is not available or the ink is dried out in the printhead?
- ... being unable to sell your products due to faulty or poor-quality coding or even having it result in expensive recall measures?



3

DO YOU EXPECT...

- ... a high-performance and 100% reliable device that is ready to use immediately and at any time?
- ... a wide range of practical functions that ease your everyday production and automation?



PRINT ANYWHERE, PRINT EVERYTHING

The LEIBINGER JET3up can be used in any industry and can print in any direction. It is capable of marking and coding:

- Text
- Barcodes
- LOT/batch numbers
- 2D codes
- Expiration dates
- Counters
- Graphics

PRINT ON ANYTHING

- Plastic
- Glass
- Wood
- Metal
- Ceramic
- Technical Composite Material
- Cardboard
- Paper



The JET3up can be used anywhere.

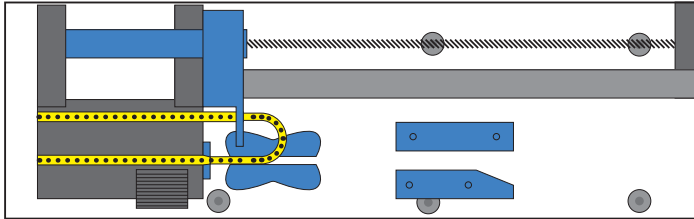
100% protection SEALTRONIC trouble-free start-up every time.

THE REVOLUTIONARY LEIBINGER SEALTRONIC NOZZLE

LEIBINGER printhead with nozzle shut down process

The gutter is moved to the nozzle automatically when shutting down the printer, forming a hermetically sealed, airtight circuit.

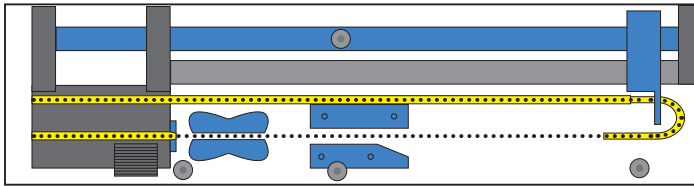
The result: 100% secure protection from ink drying out!



Startup process

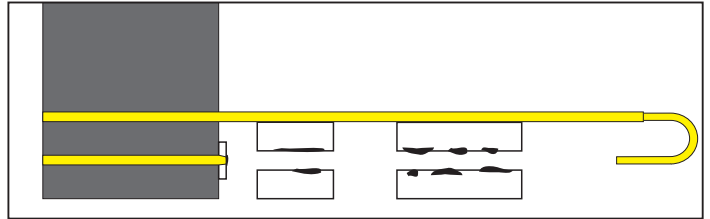
First, the ink begins to flow in the sealed circuit creating a stable ink stream. The gutter then opens automatically, within a few seconds and guarantees a fast and error-free start.

The print head remains absolutely clean in this process.



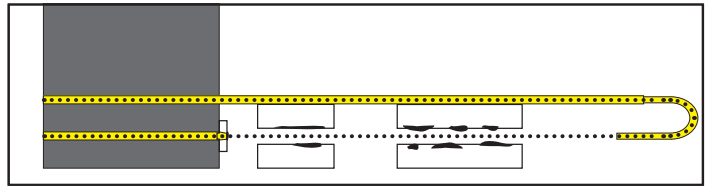
Conventional printhead without nozzle seal shut down process

Nozzle and gutter remain open. The residual ink is exposed to the air unprotected and dries out. This causes problems the next time the printer is started.





Startup process

The conventional design causes an unstable startup of the jet. The result: the printhead gets dirty regularly and thus drop charging is degraded right from the start.



TECHNICAL SPECIFICATIONS



Errors and changes reserved. All logos and brands used are registered trademarks or brands of the manufacturer.